

DATASHEET

EL212F Layer 2 Industrial Ethernet Switch ExtremeLine Industrial Connectivity



PRODUCT HIGHLIGHTS

- IEC 61850/IEEE 1613 compliance ensures applications stay running in the toughest environments
- Enterprise-class functionality and security future proofs the network
- Powerful management and monitoring simplifies deployment and provides fault isolation
- Extreme port flexibility allows for seamless field configuration and upgrade
- Up to 12 fiber optic ports offer the ultimate in noise immunity
- DIN-rail or direct panel mounting simplifies installation

HEAVY INDUSTRIAL RATINGS

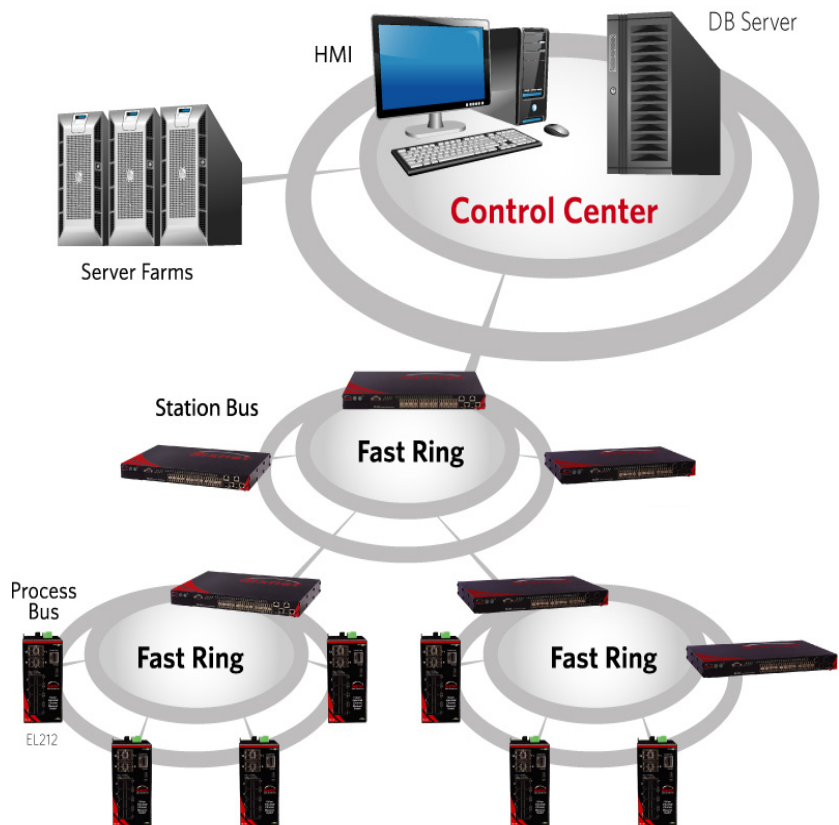
- IEC 61850 and IEEE 1613 for utility substation automation and other power applications
- NEMA TS-2 for traffic control systems
- EN 50155 and EN 50121-4 for railway installations
- ANSI/ISA 12.12 and ATEX for Zone 2 hazardous locations



FLEXIBLE. RELIABLE. SECURE.

The Sixnet EL212F is a 12 port (8 + 4G) managed industrial Ethernet switch designed to meet the extreme requirements of power substations, traffic control, railway and other harsh environments. By combining the high performance and security of enterprise-class switches with rugged DIN-rail packaging and protected circuitry, this switch meets the needs of the most demanding applications. With 8 fast Ethernet SFP ports, fiber or copper links can be mixed and matched on the fly to provide the ultimate in port flexibility. Sixnet exclusive mounting features also enables quick DIN-rail or direct panel deployment. The end result is a managed switch that provides users with the lowest total cost of ownership of any industrial Ethernet switch in its class.

APPLICATION SCENARIO: POWER INDUSTRY



EL212F Layer 2 Industrial Ethernet Switch

ExtremeLine Industrial Connectivity

INDUSTRIAL CONNECTIVITY

Sixnet's industrial Ethernet switches combine enterprise-class performance with rugged reliability to provide a "best of both worlds" solution for many of today's industrial applications. Our hardened switches are ideally suited for harsh and outdoor environments that include power substations, Smart Grid, military, utility, transportation and other industries where real-time performance under extreme operating conditions is required. Built-in redundancy coupled with advanced security and network management ensures the infrastructure stays up and running while providing tools for monitoring and tracking.

FEATURES & BENEFITS

Rugged, Reliable Operation

- **Supports deployment in extreme environments**
- **Provides high reliability in the toughest applications**
 - Heavy industrial ratings for power, traffic, railway and hazloc applications
 - Tested for IEC 61850 and IEEE 1613
 - Superior EMC performance and EMI immunity
 - -40 to +85°C operating temperature (no fans)
 - Rugged corrosion-resistant metal enclosure
 - Sealed IP50 protects against dust, dirt and debris
 - UL/CSA (pending), FCC and CE compliant
 - Integrated AC or DC power supply options

Advanced Networking & Redundancy

- **Ensures fast recovery from faults**
- **Prioritizes handling of mission-critical data**
 - Real-Time-Ring™ for fast redundant rings
 - RSTP (Rapid Spanning Tree) provides complex redundancy
 - MSTP (Multiple Spanning Tree) per-VLAN redundancy
 - VLAN (GVRP, Q-in-Q) for convenient traffic segregation
 - LACP (Link Aggregation) increases bandwidth
 - IGMP for multicast filtering (snooping and querying)
 - QoS/CoS/DS provides real-time message prioritization
 - Jumbo frame (10K) support on Gigabit ports
 - Virtual stacking for up to 36 EL228 switches

Advanced Cyber Security


- **Prevents against unauthorized access**
- **Protects from unwanted intrusion**
 - Static and dynamic port security
 - Authentication - SNMPv3, 802.1x, RADIUS, TACACS+ AAA/3.0, Web and MAC
 - Encryption - MD5, TLS, TTLS, TACACS+ AAA/3.0
 - Access Control List (ACL) per IP/MAC/VLAN/TCP/UDP
 - Secure Web (HTTPS/SSL) and Telnet (SSH)
 - Rate limiting and multicast storm protection
 - IP Source Guard, DHCP Snooping and Option 82

Powerful Management & Monitoring

- **Simplifies configuration and management**
- **Provides fast and easy troubleshooting**
 - Easy configuration via Web or CLI
 - SNMPv1, v2, v3 network management
 - LLDP for universal network identification
 - sFlow for network-level monitoring
 - RMON and port mirroring for advanced diagnostics
 - Event/Error/System logging and system monitoring
 - UPnP, OAM and Banner support
 - Dual firmware upgrade system
 - Relay output contact to signal alarms

Ultimate Port Flexibility

- **Simplifies on-site configuration**
 - 12 ports (8 + 4G)
 - o 8 fast SFP ports: mix 100M fiber or 10/100 copper
 - o 2 Gig RJ45/SFP combo ports for copper or fiber links
 - o 2 Gig SFP ports for 10/100/1000 copper or 100/1000 fiber
 - Fiber transceivers support multimode, singlemode, bi-directional, single-strand and long haul up to 120km
 - Up to 12 total noise-immune fiber optic ports



FLEXIBLE. RELIABLE. SECURE.

SPECIFICATIONS

Ethernet Performance

- 12 total Ethernet ports (8 + 4G)
- 12 SFP ports for a mix of copper or fiber
- 4 Gigabit with 2 SFP ports and 2 RJ45/SFP combo ports
- RJ45 ports: auto-negotiation (speed/duplex) and auto-crossover
- Non-blocking, store and forward, wire-speed
- Switching capacity and forwarding rate: 12.8 Gbps/9.5 Mpps
- Jumbo frame: 10K on Gigabit ports
- Ethernet isolation: 1500 Vrms 1 minute

Switching Features

- Flow control: IEEE 802.3x (Full Duplex) and Back-Pressure (Half Duplex)
- Spanning Tree Protocol (STP per IEEE 802.1D) plus
 - IEEE 802.1w Rapid Spanning Tree Protocol (RSTP)
 - IEEE 802.1s Multiple Spanning Tree Protocol (MSTP)
 - BPDU forwarding and filtering
- Real-Time-Ring for high-speed, fault-tolerant rings
 - Link loss recovery: 50ms/hop
 - Switches in ring: <50 for best performance
 - Multiple rings are supported (4 per switch)
- Virtual Local Area Networks (VLANs)
 - 802.1Q tag-based with 256 VLANs and 4K VLAN ID
 - 802.1v protocol and port-based VLAN
 - Voice and Private VLAN
 - GVRP and Q-in-Q (double tagging)
- Link Aggregation Control Protocol (LACP per IEEE 802.3ad)
 - Static trunk (8 trunks and up to 8 ports per trunk)
 - Traffic load balancing
- Internet Group Management Protocol (IGMP)
 - IGMP v1, v2 and v3 with up to 255 multicast groups
 - IGMP snooping and querying
 - Immediate leave and leave proxy
 - Throttling and filtering
- Multicast VLAN Registration (MVR)
- IEEE 802.1ab Link layer Discovery Protocol (LLDP)
- Quality of Service (QoS) with 4 priority queues
 - Scheduling schemes: WRR and Strict priority
 - CoS per IEEE 802.1p and IP DSCP-based
 - DiffServ (DS): ingress, egress and remarking
- Rate limiting (ingress and egress)
 - 64Kbps to 100/1000 Mbps
 - Per port CoS

Security

- Enable/disable ports
- Port security (MAC-based): static and dynamic
- DHCP Snooping and Option 82
- IP Source Guard
- IEEE 802.1X Network Access Control
 - Port-based with single or multiple host mode
 - Authentication: EAP-MD5, PEAP, TLS, TTLS
 - MAC and web authentication
 - Guest VLAN and Auto VLAN assignment
- RADIUS and TACACS+ AAA
 - Authentication, Accounting and Authorization
 - 5 servers for RADIUS, 1 server for TACACS+
 - Encryption: MD5, TLS, TTLS, TACACS+ AAA/3.0
- Access Control List (ACL)
 - IP and MAC-based
 - VLAN and TCP/UDP port
- Storm Control for broadcast and multicast messages
- HTTPS/SSL for secure Web access
- SSH 1.5/2.0 for secure Telnet access
- SNMPv3 authentication and encryption
- Username and password authentication
- Management access filtering

Management & Monitoring

- IP Address assignment: Static, DHCP and BOOTP
- CLI (Command Line Interface) via console or Telnet
- Web interface (HTTP/HTTPS/SSL)
- SNMP v1, v2, v3 (Simple Network Management Protocol)
- SNMP Traps for event notification
- RMON I (Remote Monitoring): Groups 1, 2, 3 and 9
- sFlow network-wide traffic monitoring
- Dual firmware update system
- Configuration download and upload
- Software upgrade via TFTP
- Port mirroring
- Event/Error/System log
 - Local flash
 - Remote server via system log (Syslog RFC 3164)
 - SMTP (RFC 821) email alarming
- Network Time Protocol for time synchronization
 - SNTP (RFC 2030) and NTP (RFC 1305)
- DNS (Domain Name Server) client
- Universal Plug and Play (UPnP)
- IEEE 802.3ah OAM (Operational Administration Maintenance)
- Banner commands

Power Input & Alarm Output

- Dual-redundant internal power input option
- Locking screw block
- Power input options: (absolute min-max)
 - +/-18-59 VDC dual input (DC option on EL212-DC-V1)
 - 90-300 VDC or 85-264 VAC (AC/DC option on EL212F-AC-V1)
- Power consumption: 15 Watts typ. with all ports linked
- Protection: current overload and reverse polarity
- Alarm output: form-C relay (NO and NC contacts)
 - Max. voltage: 250 VAC, 30 VDC
 - Max. current: 2A @ 30 VDC or 250 VAC

Mechanical

- DIN-rail mounting standard
- Direct panel mounting optional
- Ingress protection: IP50 sealed from dust and contaminants
- Heavy-gauge corrosion-resistant metal enclosure
- Dimensions (HxWxD): 6.5x2.6x6.3" (165x65x160mm)
- Weight (typical): 1.5 lbs (0.68 kg)

Environmental

- Operating/storage temperature: -40 to +85°C per IEC 60068-2-1/2
- Humidity: 5 to 95% RH (non-condensing) per IEC 60068-2-30
- # Vibration: 2g @ 9-200Hz & 7.5mm, 2-9Hz per IEC60068-2-6
- Seismic: 2g, 9-35Hz & 7.5mm, 1-9Hz per IEC60255-21-3
- Shock: 30g @ 6ms per IEC60028-2-27
- Freefall and static load per IEC60721-3-3 & IEC60068-2-31

Standards & Compliance

- Power Systems: IEC61850-3, IEC60870-2-1/2; IEEE1613
- Traffic Control: NEMA TS-2
- Railway Systems: EN50155 & EN50121-4
- Hazardous Locations: UL1604 / CSA C22.2/213 / ISA12.12 (Class I, Div 2); EN60079-15 (Zone 2, Cat 3), ATEX, CE (Pending)
- Safety: UL508 / CSA C22.2/14 (Pending); EN60950-1, CE
- EMC: IEEE c37.90.1/2/3, IEC61000-6-2, IEC61000-6-4, IEC/TS61000-6-5, IEC60870-2-1, IEC61000-4 Series, FCC Part 15, EN55022/CISPR22, CE
- Dielectric and Impulse: IEC60255-5 & C37.90
- RoHS, WEEE and REACH compliant
- MTBF: >400,000 hours GB @ 40°C per MIL-HNDBK-217F2
- ISO9001:2008 certified company

Warranty

- 5 years on design and manufacturing defects

EL212F Layer 2 Industrial Ethernet Switch

ExtremeLine Managed Industrial Connectivity

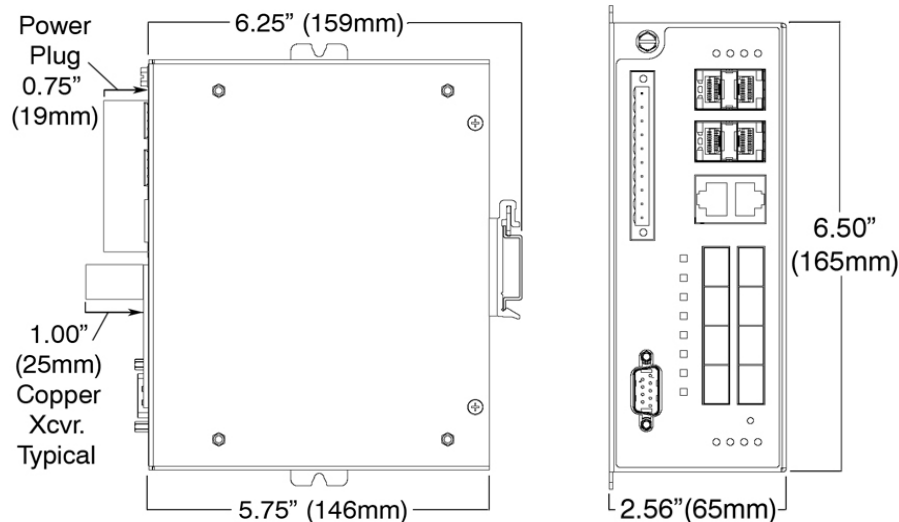
SELECTION GUIDES

MODEL	DESCRIPTION
EL212F-AC-V1	with a single universal AC/DC power input
EL212F-DC-V1	with dual redundant 24/48 VDC power inputs

FIBER TRANSCEIVERS	SPEED	MODE	NOM. MAXIMUM DISTANCE	PORT COMPATIBILITY
FCOPPER-SFP-100	10 / 100 Mbps	Cooper RJ45	100 meters	Ports 1-8, 11, 12
FMFIBER-SFP-4K	100 Mbps	Multimode	4 kilometers	All SFP Ports
FSFIBER-SFP-30K	100 Mbps	Singlemode	30 kilometers	All SFP Ports
FSFIBER-SFP-60K	100 Mbps	Singlemode	60 kilometers	All SFP Ports
FSFIBER-SFP-100	100 Mbps	Singlemode	100 kilometers	All SFP Ports
GMFIBER-SFP-500	Gigabit	Multimode	550 meters	Ports 9 -12
GMFIBER-SFP-2K	Gigabit	Multimode	2 kilometers	Ports 9 -12
GMFIBER-SFP-10K	Gigabit	Singlemode	10 kilometers	Ports 9 -12
GMFIBER-SFP-30K	Gigabit	Singlemode	30 kilometers	Ports 9 -12
GMFIBER-SFP-50K	Gigabit	Singlemode	50 kilometers	Ports 9 -12
GMFIBER-SFP-80K	Gigabit	Singlemode	80 kilometers	Ports 9 -12

Note: Special applications (such as BiDi) or extra long haul (up to 120 km) transceivers are available special order.

MECHANICAL DIAGRAM



ABOUT SIXNET

Celebrating over 35 years in operation, Sixnet provides innovative machine-to-machine (M2M) industrial networking solutions that integrate wireless, automation and switching technologies to better serve customers and markets worldwide. Sixnet's flexible solutions enable organizations to cost-effectively increase business productivity. By integrating powerful enterprise-class networking with rugged reliability, Sixnet meets the standards of the most demanding applications in industries such as power & energy, banking & retail, transportation, video & security, utilities, military, mobile data, maritime and more. Based in Ballston Lake, NY, the company has offices across North America, Asia and Europe.

For more information, visit www.sixnet.com, email sales@sixnet.com or call +1 518 877 5173



FLEXIBLE. RELIABLE. SECURE.



Sixnet, LLC Corporate Headquarters
331 Ushers Road, Ballston Lake, NY 12019

T +1 518 877 5173 F +1 518 877 8346

© 2011 Sixnet. All Rights Reserved. AUG2011